

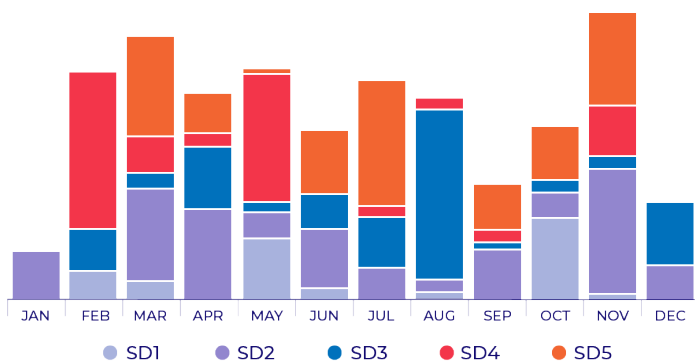
Access Analytics



Claritas Rx understands the challenges and pressures of launching and supporting a brand in a competitive and dynamic market. And we know too well how Market Access teams are often underserved when it comes to having the insights they need to optimize their business. Our Access Analytics solutions provide the information that Channel, Payer, and Patient Services groups need to better understand their programs' performance. Claritas Rx works with Market Access teams to ensure the insights we provide are tailored to your specific program requirements so that you can improve your operational effectiveness.

"I consider Claritas Rx a part of my team and rely heavily on their expertise for multiple projects."

Christina Hsu
 Director, Market Planning & Operations
 at Concept Therapeutics



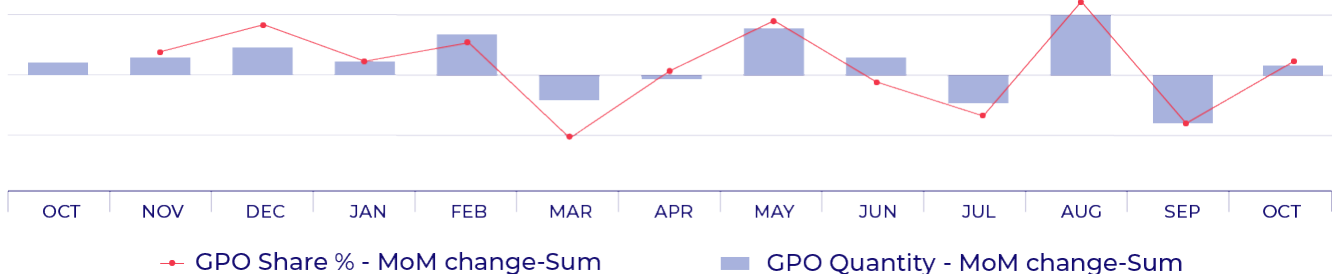
Monthly SD Shipments

Channel Insights

Managing service contracts, evaluating operational efficiency, assessing drug distribution, troubleshooting issues, and identifying ongoing improvement opportunities are very time-consuming. Claritas Rx has an extensive set of reports and dashboards designed to help you quickly and easily understand your performance. Our channel reports such as distribution by channel, SP, SD, and Hub total shipments, distribution by diagnosis, on-time shipments, 3PL returns, and replenishment rates allow teams to focus resources and improve performance.

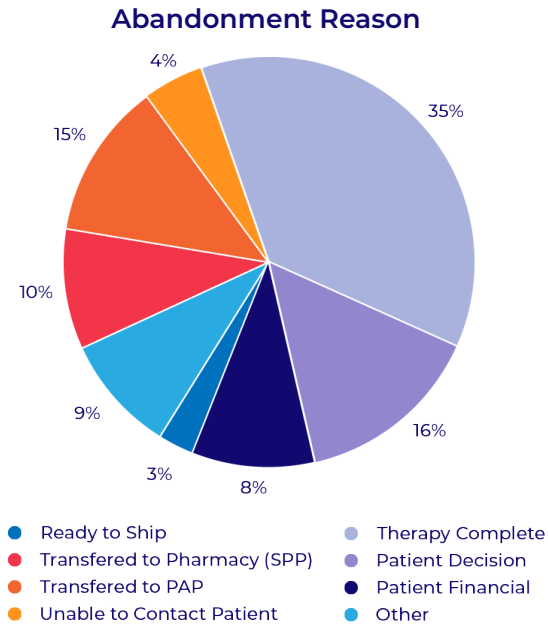
In addition, Claritas Rx has developed a set of specific **trade and contract** reports to enable you to view and compare GPO and non-GPO volume and financial metrics – both monthly and quarterly. This helps you understand the effectiveness of your programs.

GPO Quantity and Share %: MoM Change



Patient Services Insights

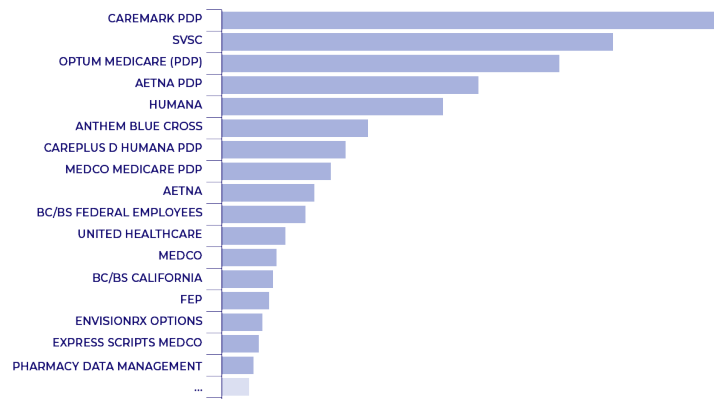
Successfully managing the overall patient experience from first enrollment to first fill and subsequent refills require the latest information and metrics to ensure patients have the treatment they need. Our Access Analytics solution has an array of dashboards and reports to help the Patient Services team better understand how they are doing with enrollments, referrals, cancellations, and discontinuation rates by a partner and the reasons behind the metrics. We offer a series of reports around co-pay metrics to help you understand co-pays relating to enrollment, redemptions, average pay per patient, and overall card penetration so you can gauge reimbursement effectiveness. And we can help you review your patient clinical support needs by providing nursing call metrics such as the volume, capacity, and overall performance in helping patients.



Payer Insights

Developing and driving payer marketing strategies and execution, from market preparedness to launch and beyond, is critical to ensuring brand success. Payer teams must ensure alignment, leverage synergies, evolve payer marketing efforts, and enhance access effectiveness. Claritas Rx provides reports to help teams develop the right pricing and rebate strategies using the latest metrics. Our reports pivot around primary payer types for payer mix, total enrollment, new starts, approval rates, fulfillment rates, turnaround times, and denial reasons so payer teams can improve their overall payer strategies.

PA Approvals by Payer



Claritas Rx Solutions



Patient Intervention

Predict when patients are at risk, review journey milestones, and leverage our analytics-driven care coordination portal for a better patient experience.



Competitive Insights

Gain valuable insights to compare competitor fill rates, physician adoption, or alerts for when patients will likely stop treatment with another brand.



Access Analytics

Optimize your operational performance by leveraging our standard and custom reports specifically tailored for Market Access teams.



Data Aggregation

Streamline the process for how you can directly work with validated, clean, curated data across a variety of disparate data sources.